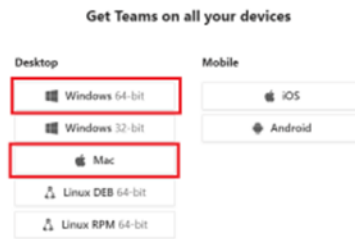


# Using Microsoft Teams to join virtual programs

## Download Teams

[Download Teams](#) for your desktop or mobile device



**\*\*Teams will work on a Chromebook**

Teams offers a full user experience in their web version at [teams.microsoft.com](https://teams.microsoft.com) but for a better, more stable, experience we highly recommend downloading and using the desktop application.

**\*\*\*Firefox does NOT support teams. Please use Google Chrome or Internet Explorer**

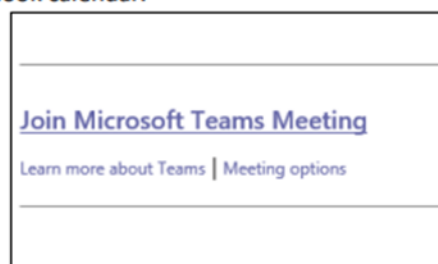
---

## JOIN A MEETING IN TEAMS

### Join by link

You can receive a link to join a Teams meeting via email or Outlook calendar.

Select **Join Microsoft Teams Meeting** in your meeting invite to be taken to a page where you can choose to either join on the web or download the desktop app.

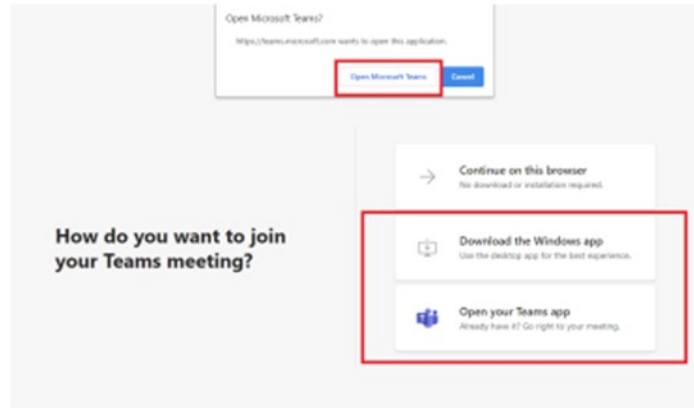


If you already have the Teams app, you will be prompted to open the meeting there. You will also have the option to [Download Teams](#).

***It is highly recommended that you use the downloaded app whenever possible.***

If you are already signed into Office 365 the welcome page looks like this:

Select **Open Your Teams App** or **Download the Teams App**



If you are not a signed into Office 365 the welcome page looks like this:

Select **Download the App** or **Already have the Teams app? Launch it now**

